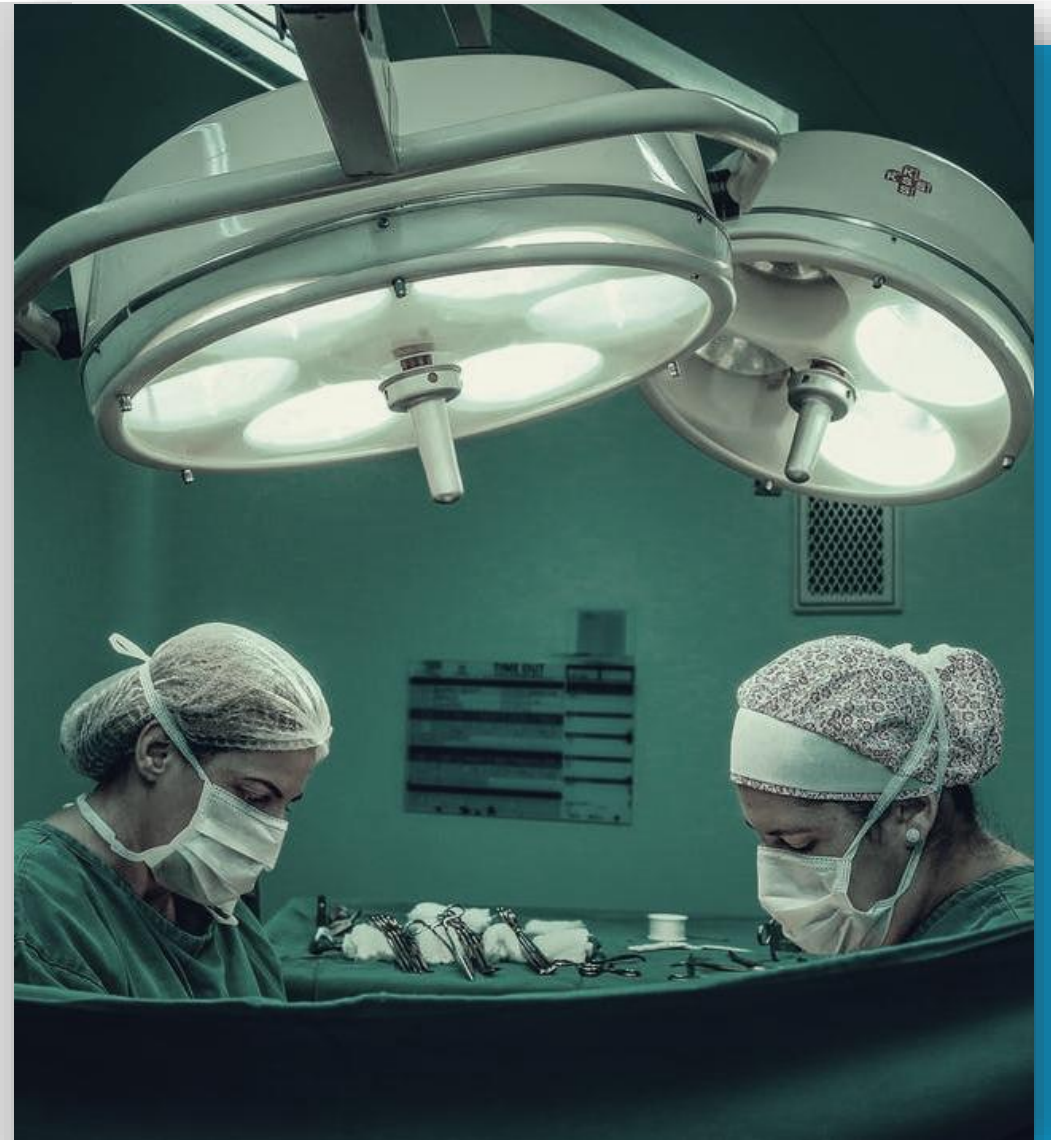


Saudi German Health

Investor Presentation – FY 2024



Saudi
German
Health



SGH at a Glance



8
Hospitals

~1.4k bed
Operational Capacity

~90%
Population Access

7.8k
Total Staff

1.5k
Total Doctors

2.5k
Total Nurses

3.7
Avg. Length of Stay

71%
Utilization Rate (Beds)

74%
Utilization Rate (Clinics)

652k*
Inpatient Censes

14.4mn*
Outpatient Censes

366k*
Performed Surgeries

*Aggregate figures from 2015 till 2024



Mission

To Provide Evidence-Based, Safe Medical Services Delivered with Effective Management, Engagement with Our Community and Fulfillment of Our Stakeholder's Needs.



Vision

To be the most accessible & agile healthcare group in the region, providing innovative and comprehensive patient-centric care to all patients anywhere, anytime.

TABLE OF CONTENT



01

Overview

02

Market Landscape

03


Financial &
Operational
Highlights

04

Updates &
Strategic Focus

05

FY 2024 Results



101

Overview



Our People



Eng. Sobhi Batterjee
Chairman



Makarem Batterjee
President and Vice Chairman



Dr Ahmed Shebl
Group Chief Executive Officer



Madani Hozaien
Group Chief Financial Officer

About Saudi German Health

Saudi German Health at a Glance

Middle East Healthcare Company (MEAHCO), publicly known as Saudi German Health (SGH), is a leading healthcare provider in Saudi Arabia. Building on a long family legacy as medical pioneers in the Kingdom, Saudi German Health was founded by the Batterjee family c.35 years ago to relieve people's suffering and have a positive impact on their health.

In 1988, Eng. Sobhi Batterjee, Chairman of Saudi German Health, and Dr. Khalid Batterjee, Vice President of Saudi German Health, established the first hospital in Jeddah and collaborated with German University Hospitals to bring advanced German healthcare standards and expertise to the local community for the first time in the Kingdom of Saudi Arabia. These associations inspired the 'German' in our name.

Since then, MEAHCO has been expanding and growing its presence organically on firm footing. MEAHCO is the most geographically diverse healthcare player in Saudi Arabia with a total licensed capacity of c.1.8k beds and a comprehensive network of 8 full-fledged hospitals in Jeddah, Asser, Riyadh, Madinah, Hail, Dammam, and Makkah, enabling it to access ~90% of the Kingdom's population.

A Revamped Vision

Old Branding



New Branding



Equity Growth Story

217 Licensed Beds
204 Operational Beds
131 Clinics

1988

Establishment in Jeddah

300 Licensed Beds
214 Operational Beds
69 Clinics

2001

Establishment in Riyadh

150 Licensed Beds
90 Operational Beds
24 Clinics

2017

Establishment in Hail

150 Licensed Beds
98 Operational Beds
16 Clinics

2020

Establishment in Dammam & Riyadh Hospital joined Mayo Clinic Network

35 Operational Beds
16 Clinics
30 Clinics Complex

2022

Launch of Specialized Hospital in Jeddah & Clinics Complex in Abha

2000
Establishment in Asser
400 Licensed Beds
291 Operational Beds
89 Clinics

2003
Establishment in Madinah
300 Licensed Beds
197 Operational Beds
58 Clinics

2018
Launch of Beverly Clinics in Jeddah
20 Clinics

2021
Rebranding to "Saudi German Health"

2022
Establishment in Makkah
300 Licensed Beds

2023
Medical Tower & Bed Expansion in Riyadh
143 Licensed Beds
160 Clinics

Saudi German Health's Brand Footprint



4
COUNTRIES

14
HOSPITALS

35+
YEARS

44
SPECIALITIES

  Saudi Arabia

- 7 Owned
 - Jeddah
 - Asser
 - Riyadh
 - Madinah
 - Hail
 - Dammam
 - Makkah
- 1 Leased
 - Jeddah

 United Arab Emirates

- 3 Hospitals
 - Dubai
 - Sharjah
 - Ajman

 Egypt

- 2 Hospitals
 - Cairo
 - Alexandria

 Yemen

- 1 Hospital
 - Sana



Accreditations

Jeddah Asser Riyadh Madinah Hail Dammam Makkah

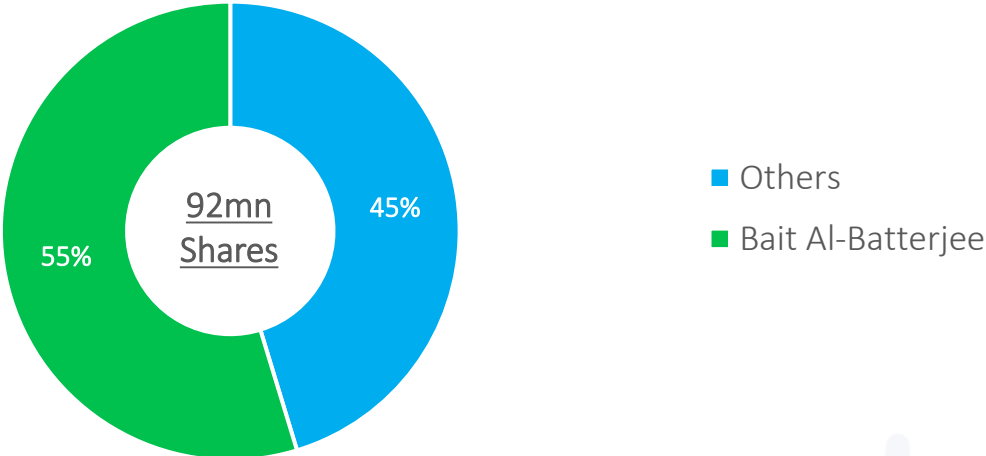


	Jeddah	Asser	Riyadh	Madinah	Hail	Dammam	Makkah
ACHS	Accredited	Accredited	Accredited	Accredited	Accredited	Accredited	Accredited
NAB	Accredited	Accredited	Accredited	Accredited	In Progress	Accredited	In Progress
CBAHI	Accredited	Accredited	Accredited	Accredited	Accredited	Accredited	Accredited
HIMSS	Accredited	Accredited	Accredited	Accredited	Accredited	In Progress	In Progress
CAP	Accredited	Accredited	Accredited	Accredited	Accredited	Accredited	Accredited
AAABB	Accredited	Accredited	Accredited	Accredited	Accredited	Accredited	Accredited

Accredited
In Progress

Share Overview

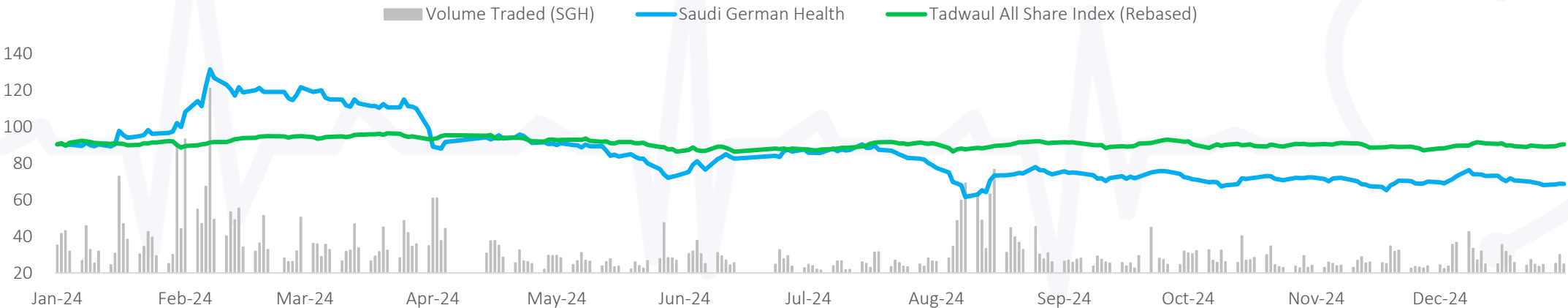
Shareholder Structure



SGH Share Data

Market Cap. (SAR mn)	6,323
Market Cap. (USD mn)	1,686
52-Week High (SAR)	131.40
52-Week Low (SAR)	61.60
3-month ADTV (SAR mn)	18
12-month ADTV (SAR mn)	38

1 Year Stock Performance vs. TASI



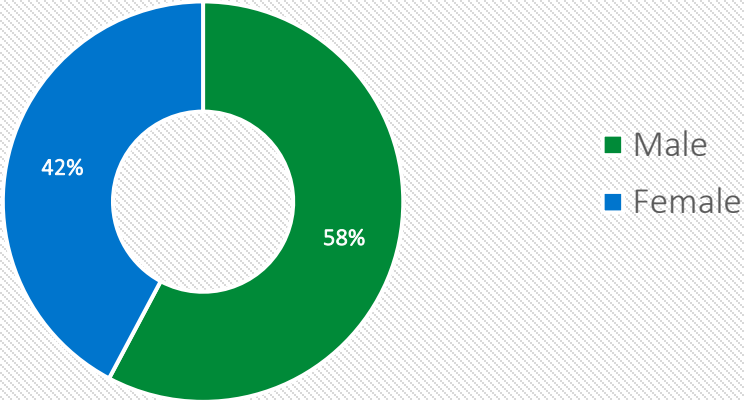
102

Market Overview

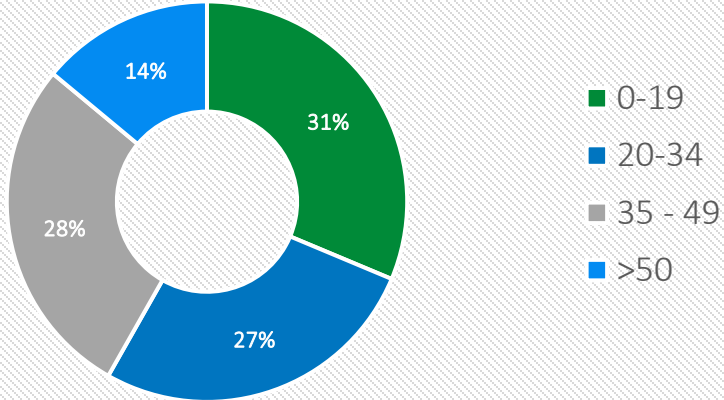


Population at a Glance

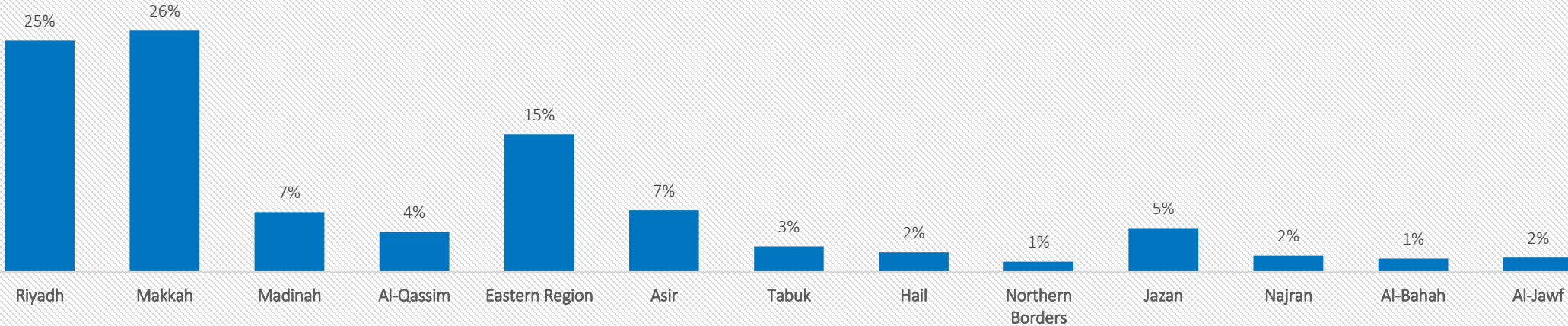
Gender Breakdown (%)



Age Breakdown (%)



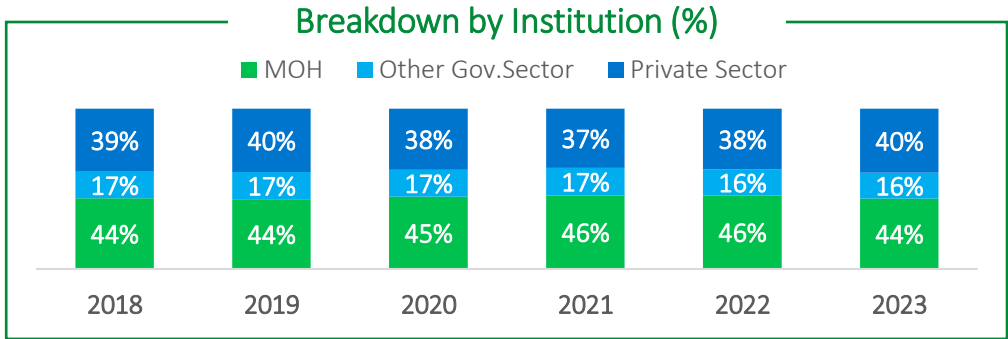
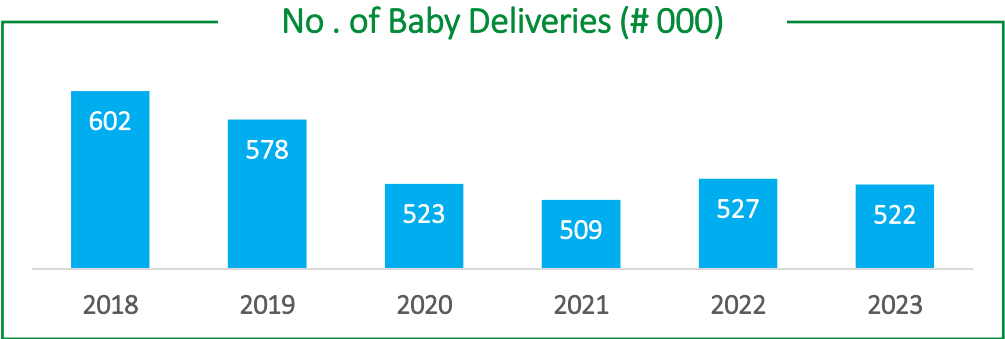
Breakdown by Administrative District (%)



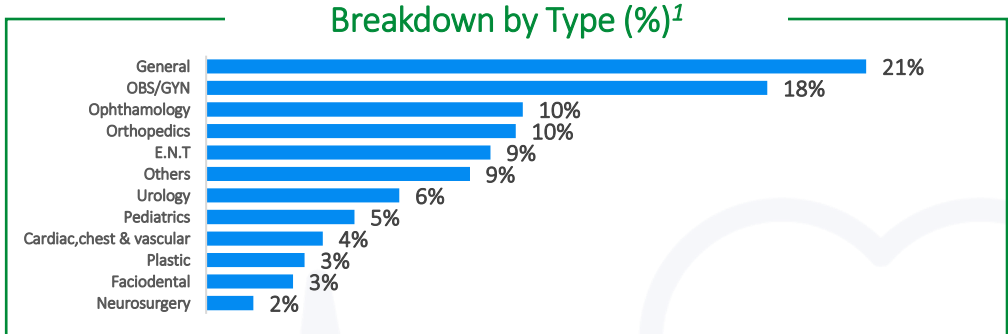
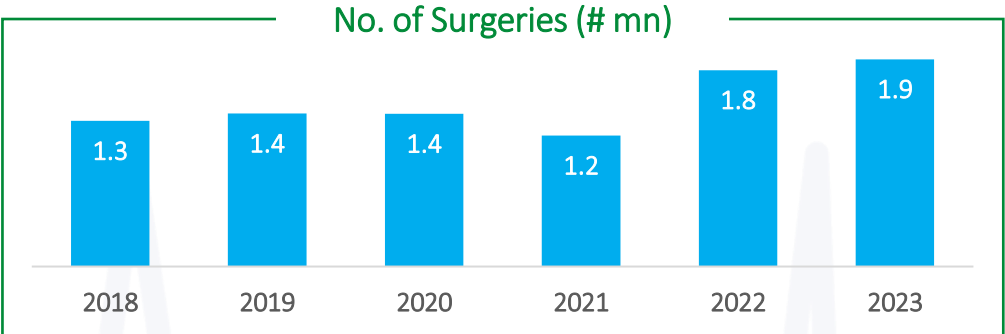
*Sources: Kingdom of Saudi Arabia - General Authority for Statistics

Sector Growth Profile

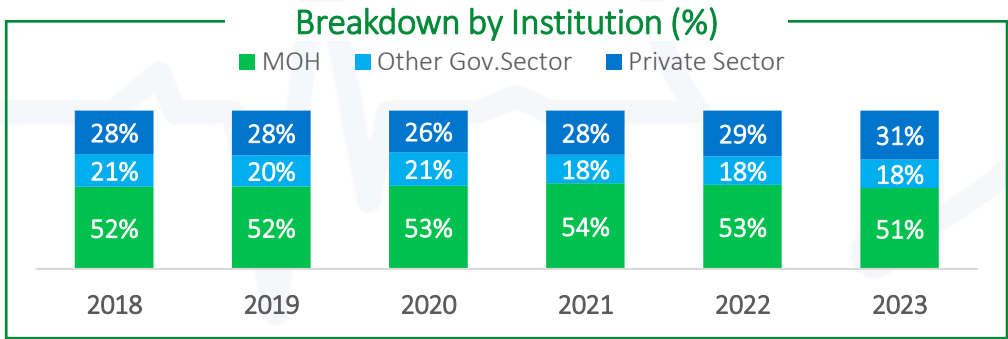
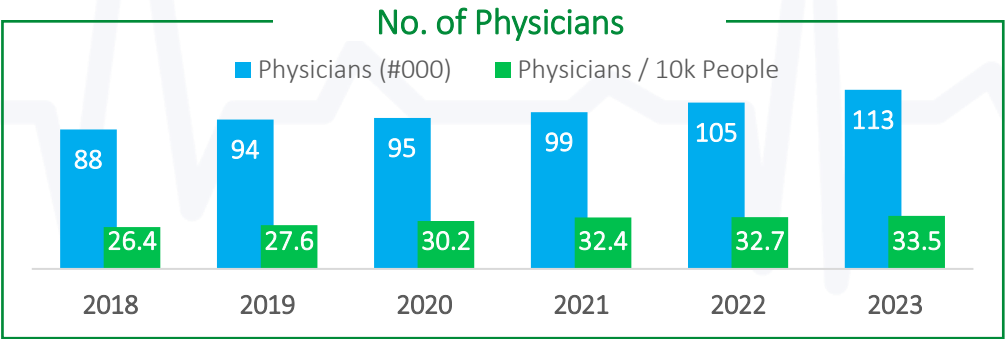
Baby Deliveries



Surgeries



Physicians

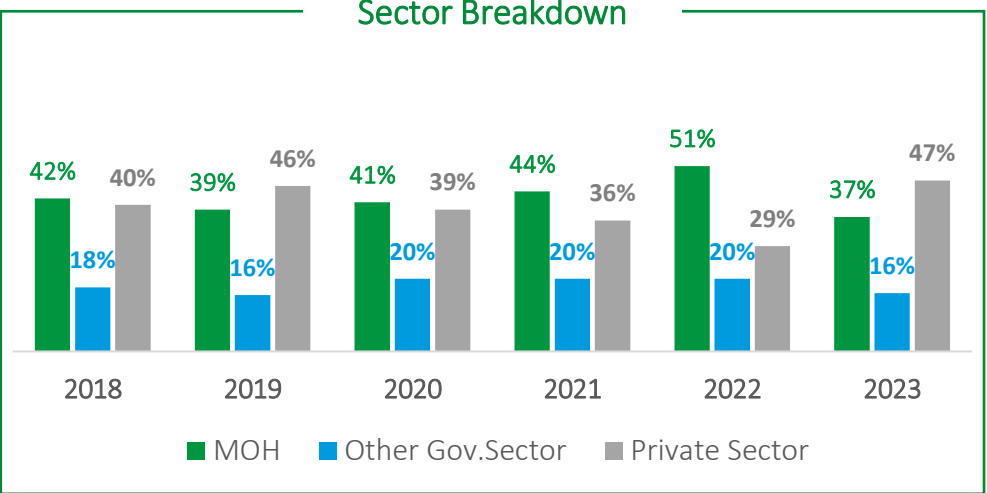
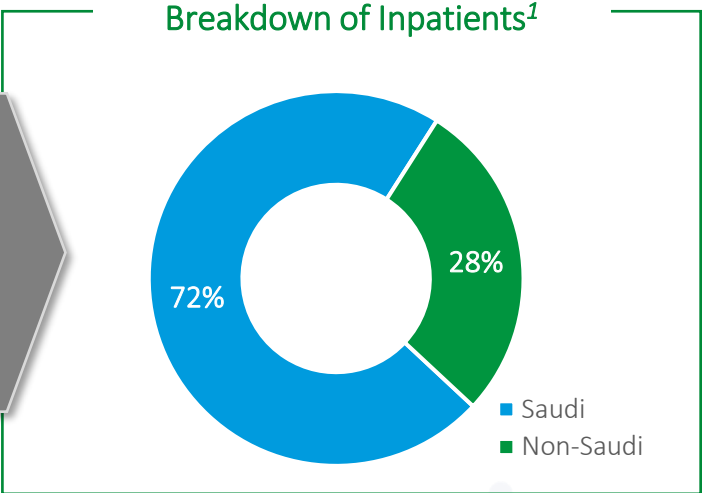


*Sources: Kingdom of Saudi Arabia - General Authority for Statistics
 (1) Based on latest available data

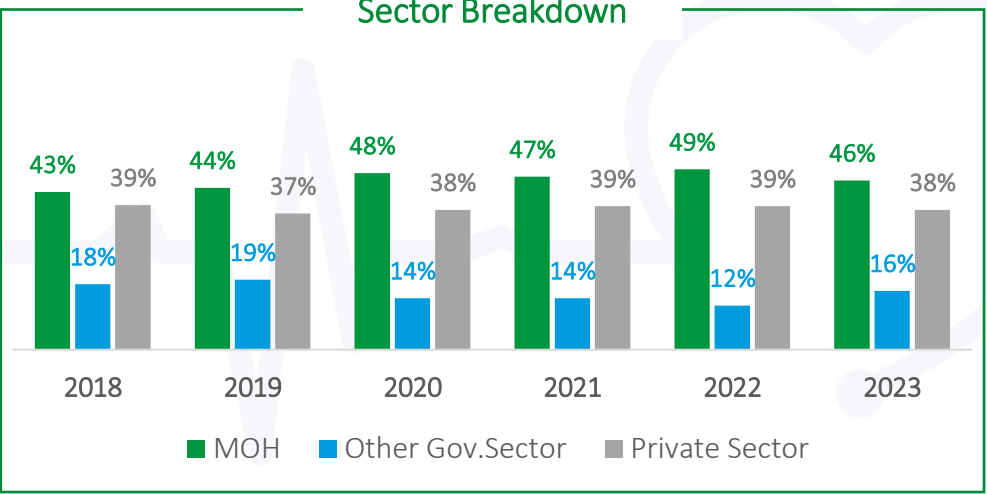
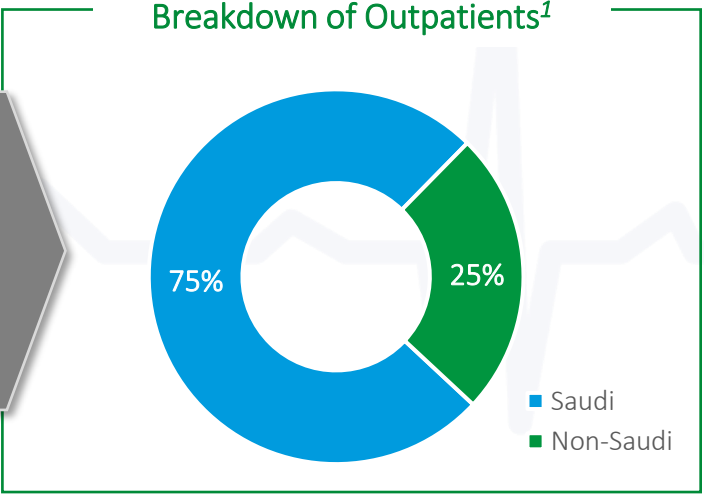
Inpatients & Outpatients at a Glance



Inpatients



Outpatients

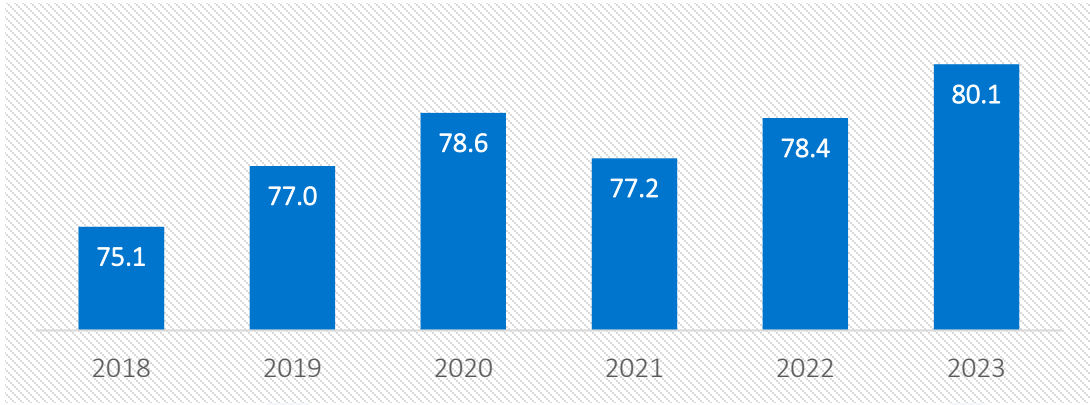


*Sources: Kingdom of Saudi Arabia - General Authority for Statistics
 (1) Based on latest available data

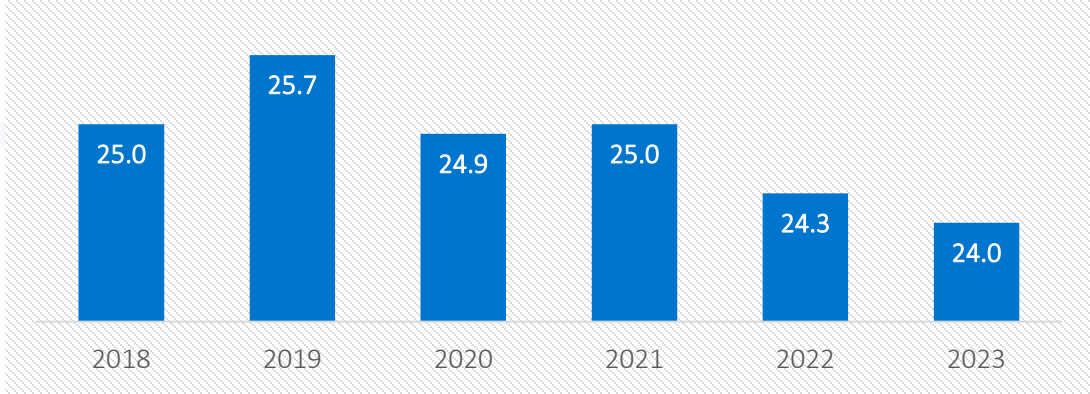
With Clear Room for Growth

Beds

No. Beds (# 000)

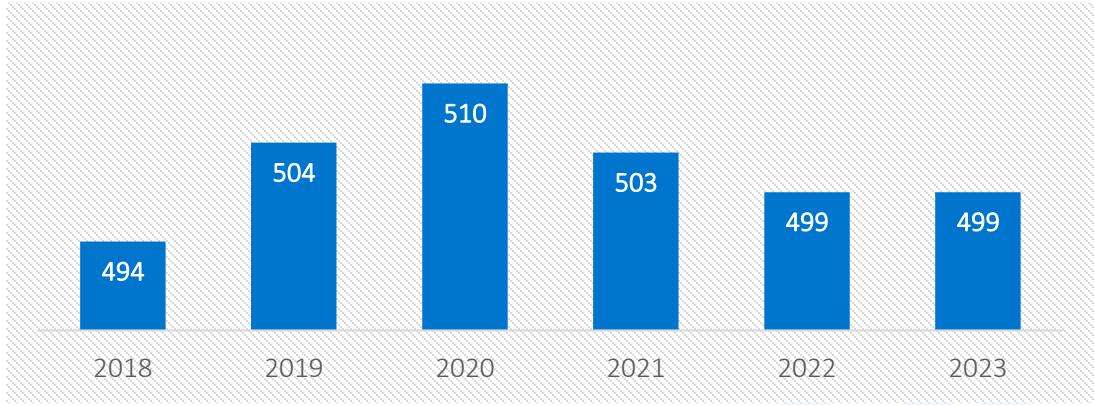


No. of Beds/ 10k Person (#)

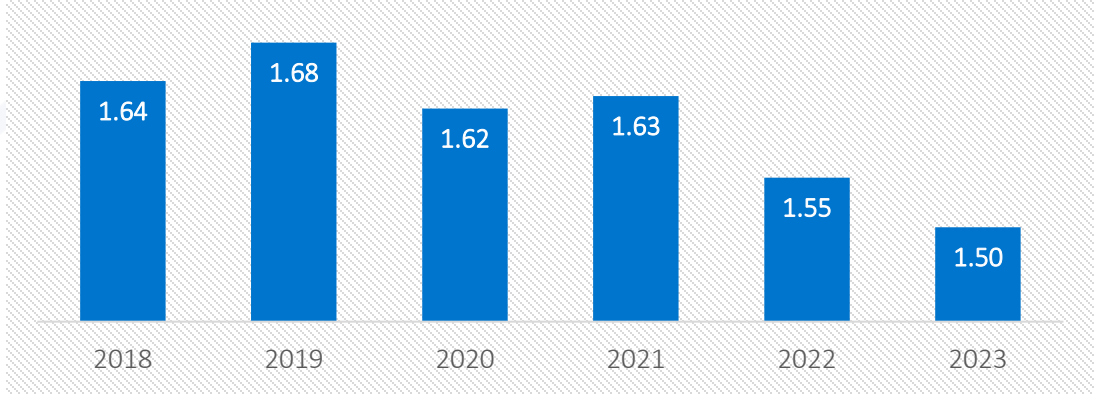


Hospitals

No. of Hospitals (#)



No. of Hospitals/ 100k Person (#)



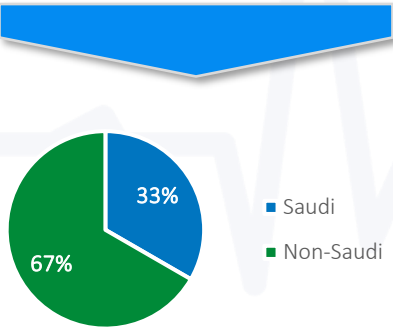
*Sources: Kingdom of Saudi Arabia – Ministry of Health

Health Insurance Market

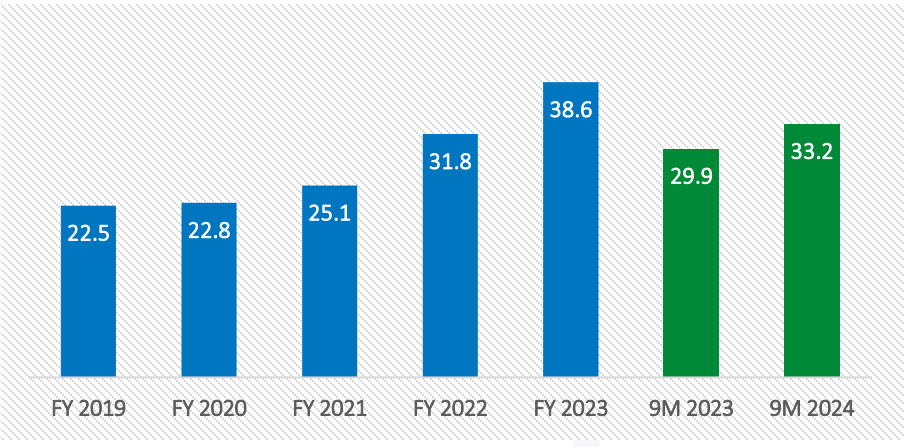
Highlights

24
Total Saudi Insurance Companies

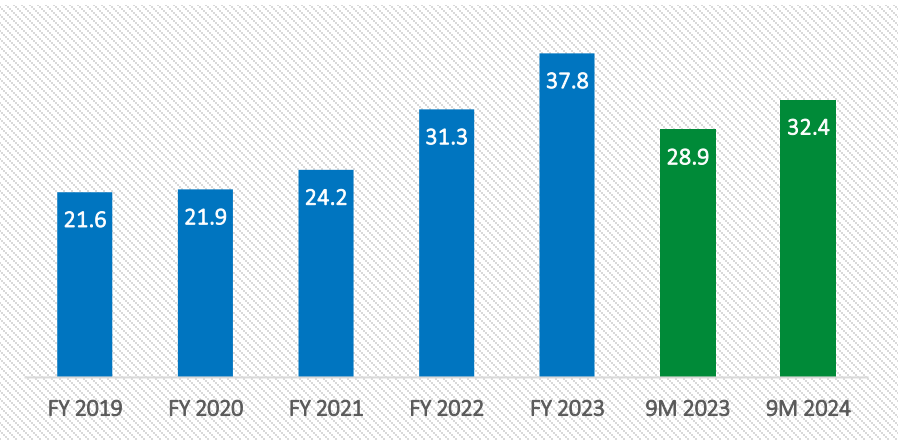
13.2mn
Council of Health Insurance Beneficiaries



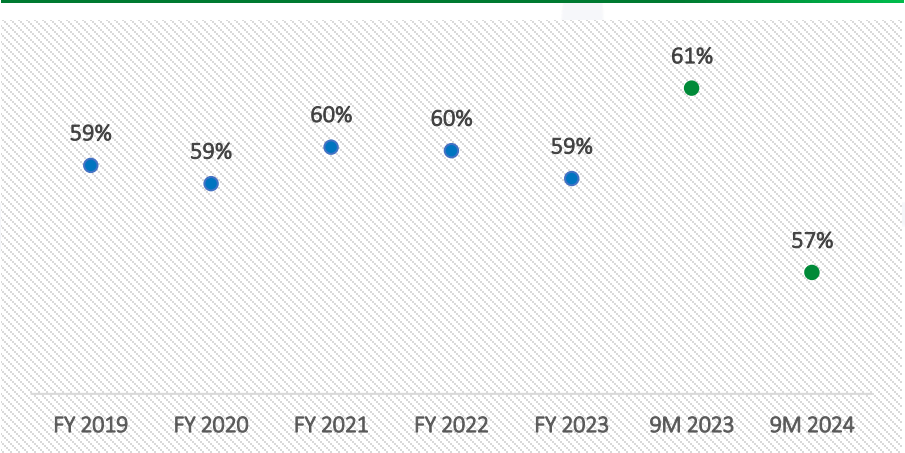
Health Insurance Gross Written Premium (GWP) (SAR bn)



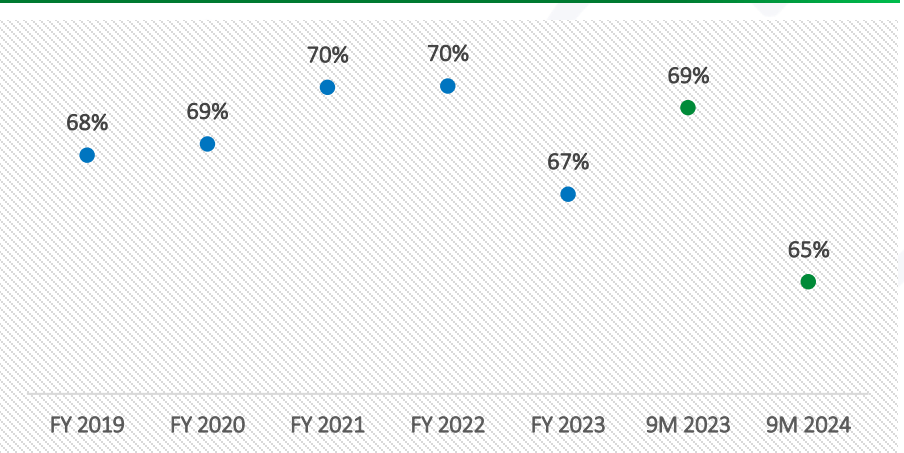
Health Insurance Net Written Premium (NWP) (SAR bn)



Health Insurance GWP (% of Total Insurance Market)



Health Insurance NWP (% of Total Insurance Market)



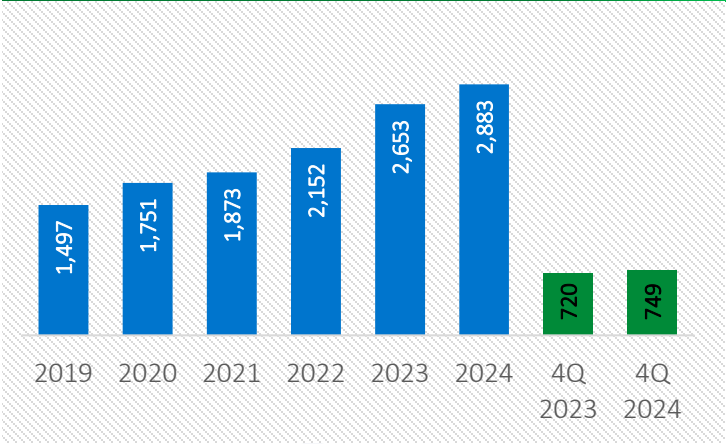
*Sources: Saudi Central Bank, Council of Cooperative Health Insurance

103

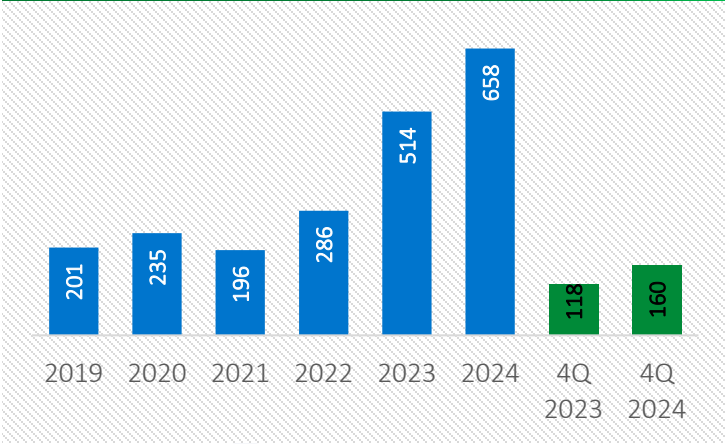
Financial & Operational Highlights

Key P&L Indicators

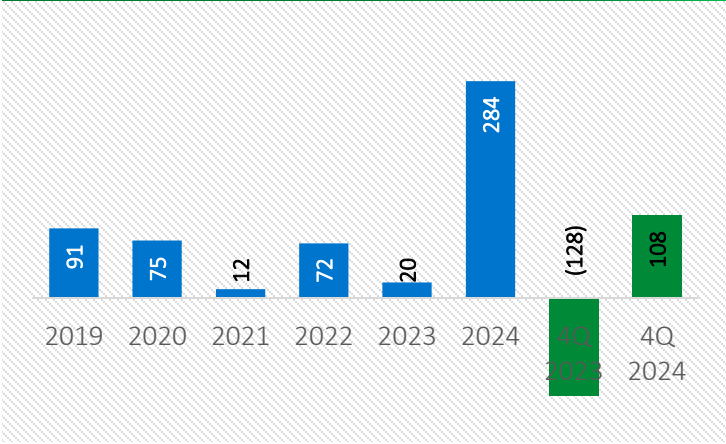
Revenue (SAR mn)



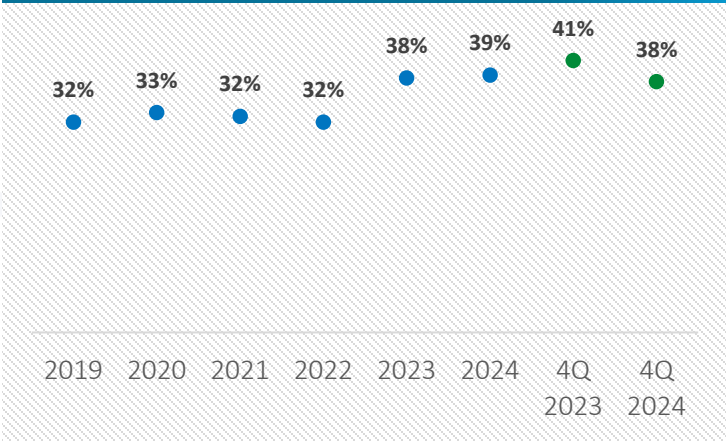
EBITDA (SAR mn)



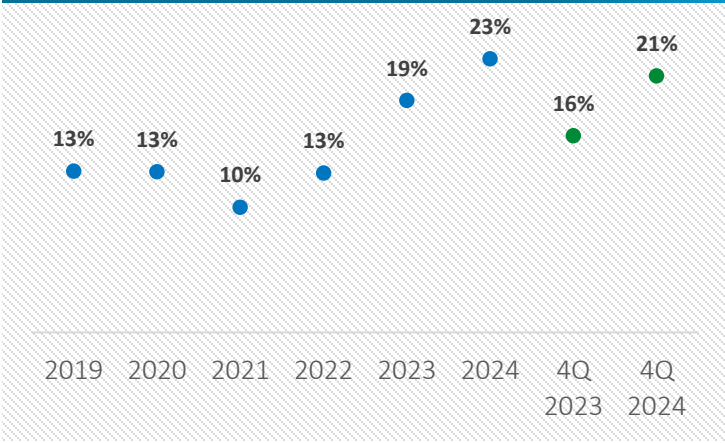
Net Profit After Zakat (SAR mn)



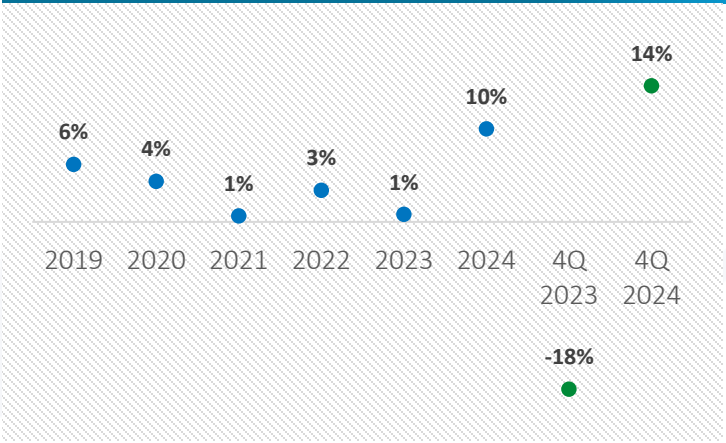
Gross Profit Margin (%)



EBITDA Margin (%)

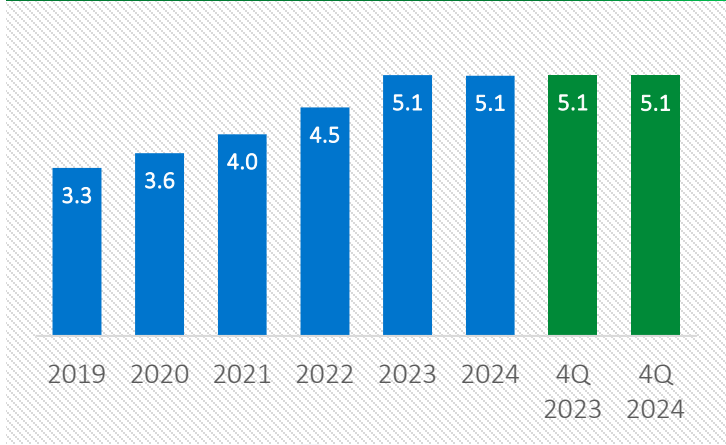


Net Profit Margin (%)

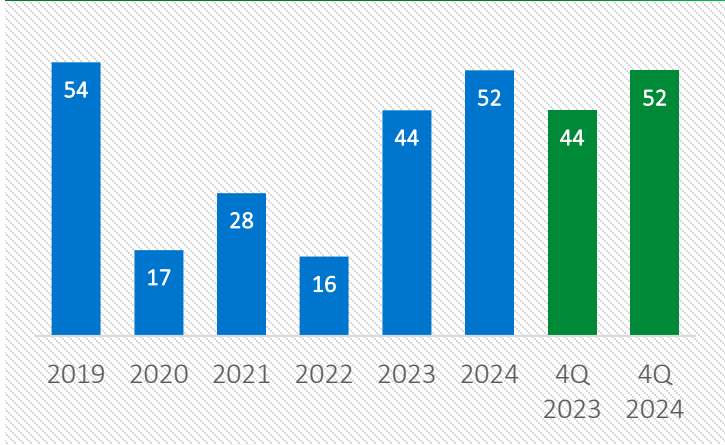


Key Balance Sheet Metrics

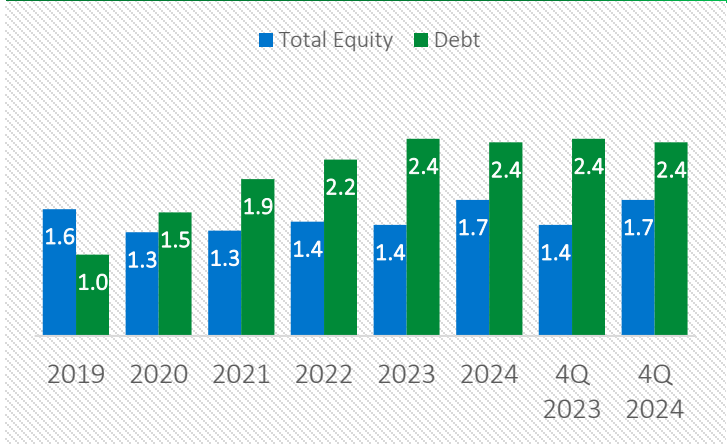
Assets (SAR bn)



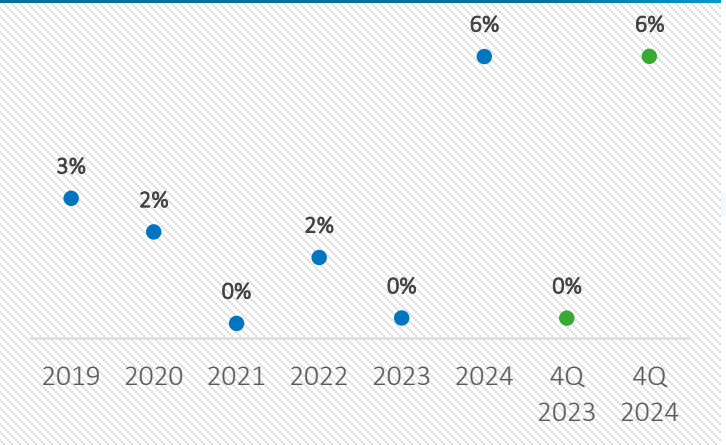
Cash & Cash Equivalent (SAR mn)



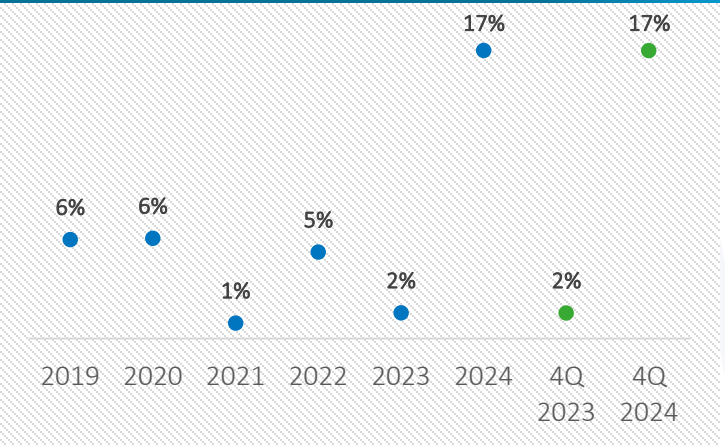
Capital Structure (SAR bn)



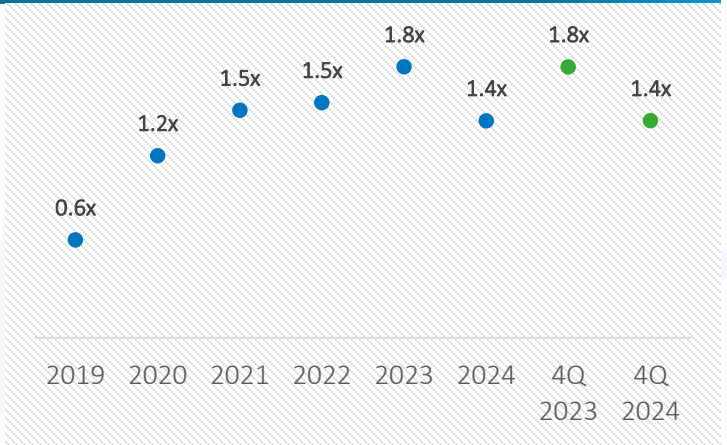
Return on Assets (%) - Annualized



Return on Equity (%) - Annualized



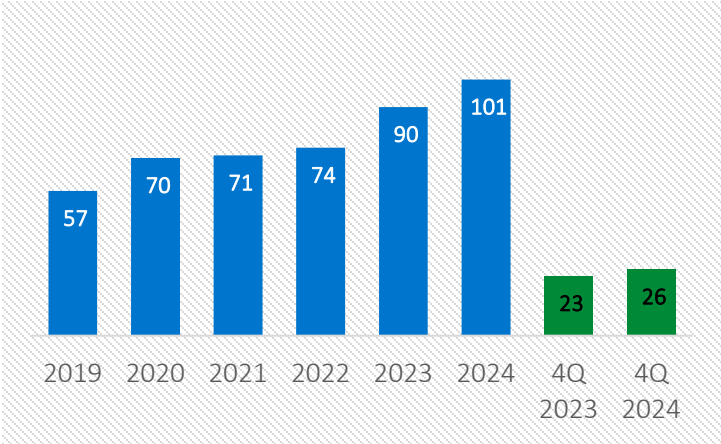
Debt / Equity (x)



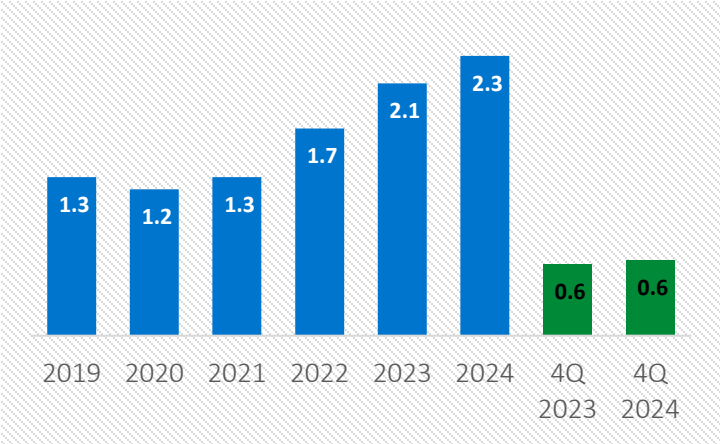
Key Operational Metrics (1-2)



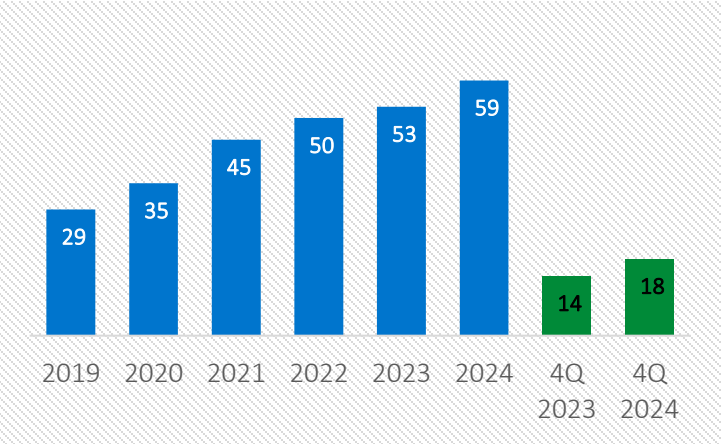
Inpatient Cases (# 000)



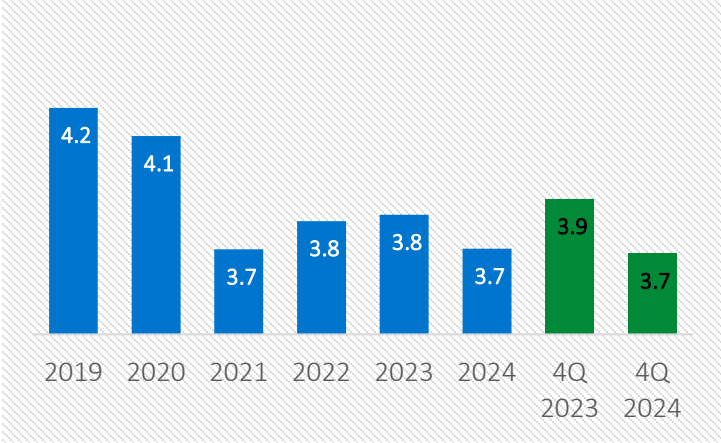
Outpatient Cases (# mn)



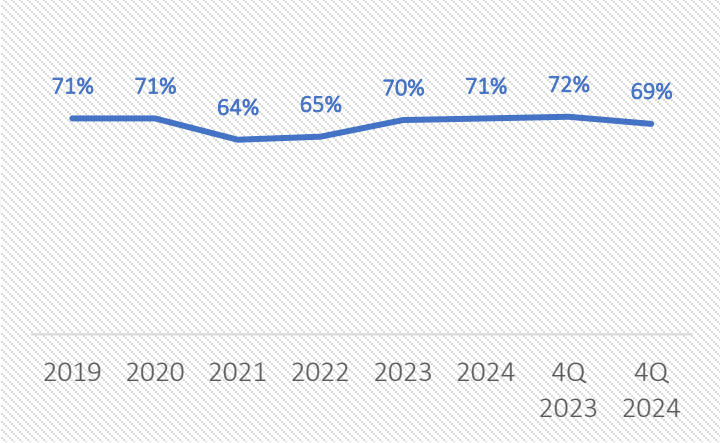
Performed Surgeries (# 000)



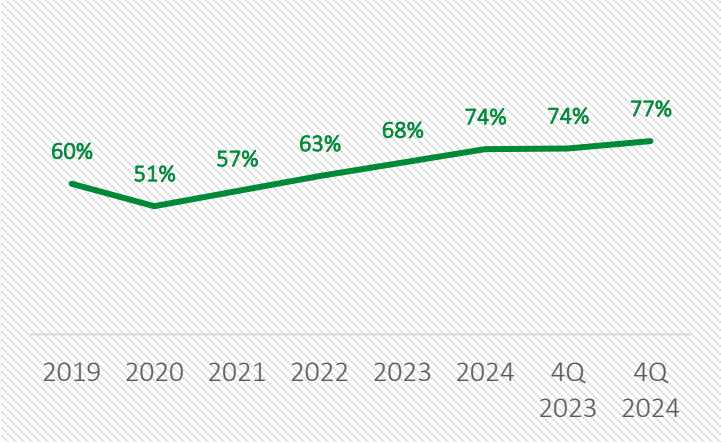
Average Length of Stay (# Days)



Beds Utilization Rate (%)

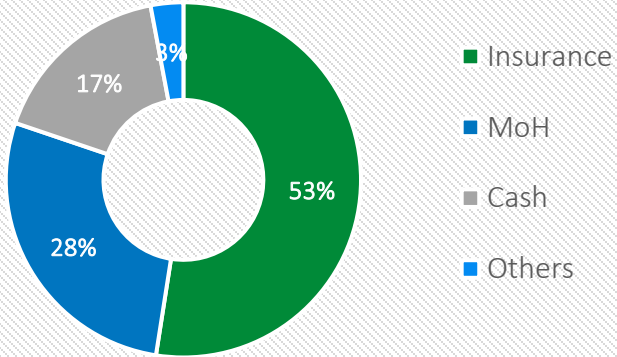


Clinics Utilization Rate (%)

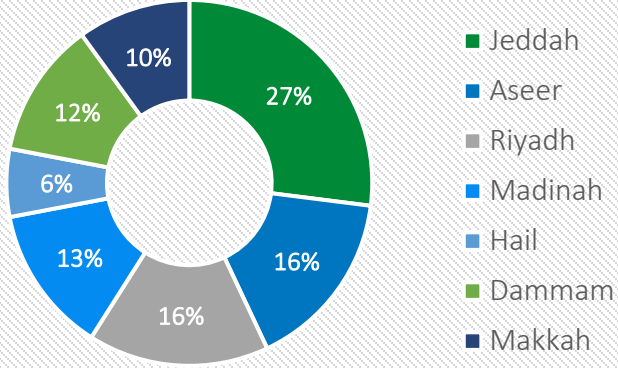


Key Operational Metrics (2-2)

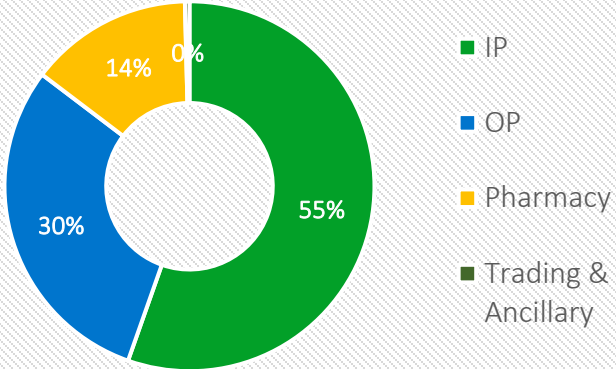
Revenue by Clientele



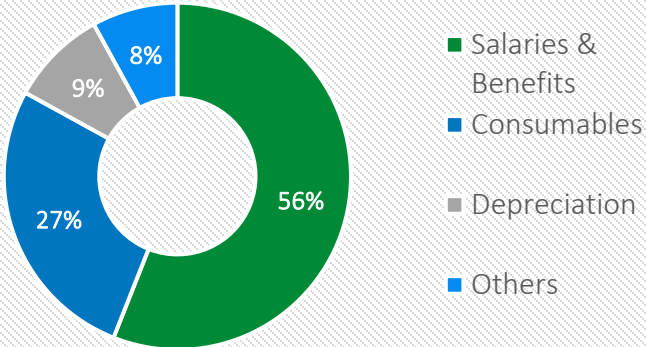
Revenue by Region



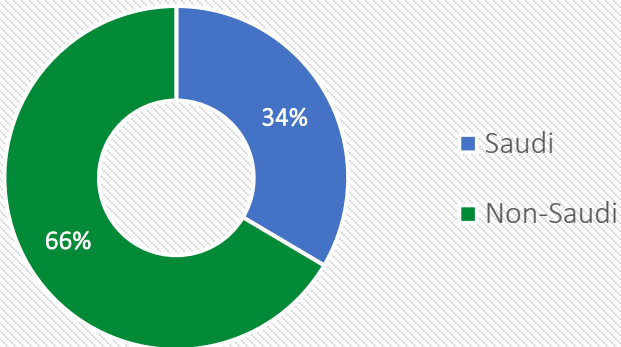
Revenue by Type of Service



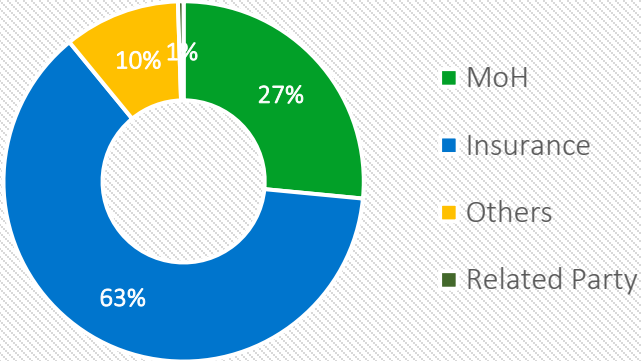
CoGS Breakdown



Saudization Rate (%)



Receivables Breakdown (%)



104

Updates & Strategic Focus



Expansion & CAPEX



SGH Jeddah



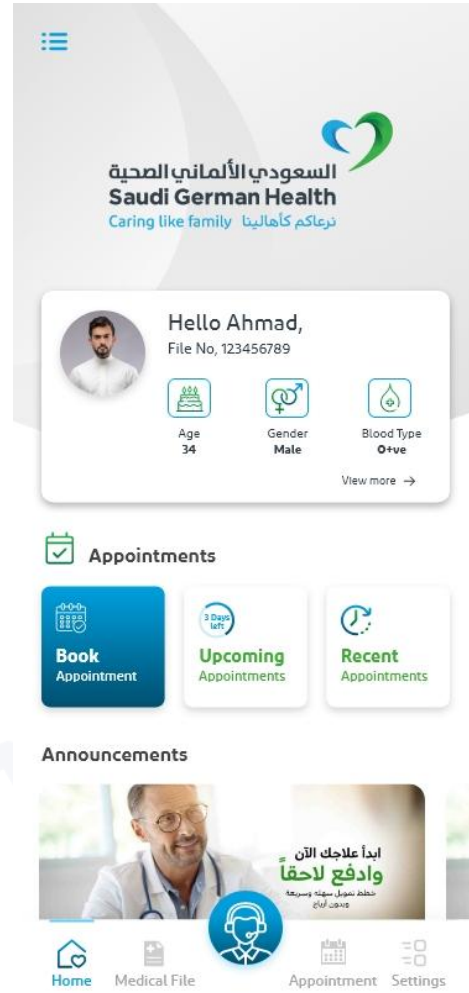
Hospital Renovation
& Tower Expansion

SAR 399
million

194 beds
22 clinics

1H
2026

Turnaround Revolution



Integration

Diversification

Digital Transformation

Accreditation

Restructure

Cost Efficiency

Technology

Patients Satisfaction

Hospitals Under Management Pipeline

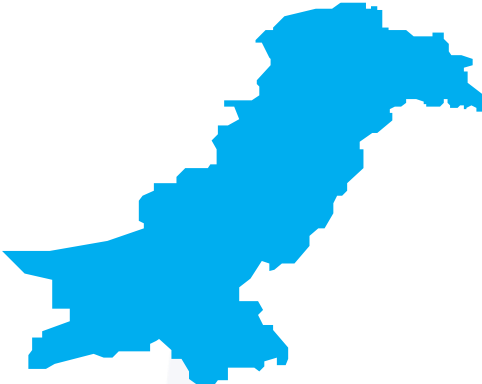


Egypt



- SGH Giza

Pakistan



- SGH Lahore
- SGH Islamabad
- SGH Karachi
- BTPL Lahore

Morocco



- SGH Casablanca



105

FY 2024 Results



Income Statement

<i>(In SAR mn)</i>	4Q 2024	4Q 2023 – restated	Change	FY 2024	FY 2023 - restated	Change
Revenue	749	720	4%	2,883	2,653	9%
Cost of Revenue	(467)	(426)		(1,769)	(1,639)	
Gross Profit	282	294	-4%	1,114	1,014	10%
<i>Gross Profit Margin</i>	<i>37.7%</i>	<i>40.8%</i>		<i>38.6%</i>	<i>38.2%</i>	
Selling & marketing Expenses	(20)	(22)		(73)	(51)	
General & Administrative Expenses	(160)	(203)		(600)	(639)	
Operating Profit	102	69	48%	441	324	36%
<i>Operating Profit Margin</i>	<i>13.6%</i>	<i>9.5%</i>		<i>15.3%</i>	<i>12.2%</i>	
Share of Profit (Loss) from Associate	(1)	-		(1)	-	
Other Income	54	12		92	23	
Finance Cost	(47)	(52)		(222)	(156)	
Profit before Zakat	109	29	278%	310	191	62%
Zakat	(1)	(156)		(26)	(170)	
Net Profit	108	(128)	NM	284	20	1285%
<i>Net Profit Margin</i>	<i>14.4%</i>	<i>-17.7%</i>		<i>9.8%</i>	<i>0.8%</i>	
<i>Distributed as:</i>						
Parent Company	107	(127)	NM	282	17	1555%
Non-Controlling Interest	1	(1)		2	3	

Balance Sheet

(In SAR mn)	Dec 2024	Dec 2023 - restated
Property and Equipment	2,767	2,502
Right of Use Assets	80	55
Intangible Assets	44	31
Investment in Subsidiary / Associated Company	60	10
Total Non-Current Assets	2,952	2,598
Inventories	66	75
Account Receivable	1,946	2,301
Prepayments and Others	108	116
Cash and Bank Balances	52	44
Total Current Assets	2,173	2,536
Total Assets	5,125	5,135
Share Capital	920	920
Statutory & FX Reserves	228	221
Retained Earnings	478	178
Equity Attributable to Shareholders	1,626	1,320
Non-Controlling Interests	48	46
Total Equity	1,674	1,365
Term Loans	753	1,310
Lease Obligations	71	46
Sukuk	989	0
Other Financial Liability	98	0
Derivative Financial Instruments	26	28
Other Non-Current Liabilities	8	9
Employees' End of Service Benefits	244	240
Total Non-Current Liabilities	2,189	1,634
Short-Term Borrowings	640	1,116
Other Non-Current Liabilities	6	6
Lease Obligations	12	13
Accounts Payable	322	559
Accrued Expenses and Others	256	271
Zakat Payable	26	170
Total Current Liabilities	1,262	2,135
Total Liabilities	3,451	3,769
Total Liabilities and Equity	5,125	5,135

Thank You

Investor Relations contacts

IR@sghgroup.net

Jinan Alzarkan – Investor Relations Specialist
JMAIzrkan@sghgroup.net

Khaled Sadek – Group CIO
KESadek@sghgroup.net

